



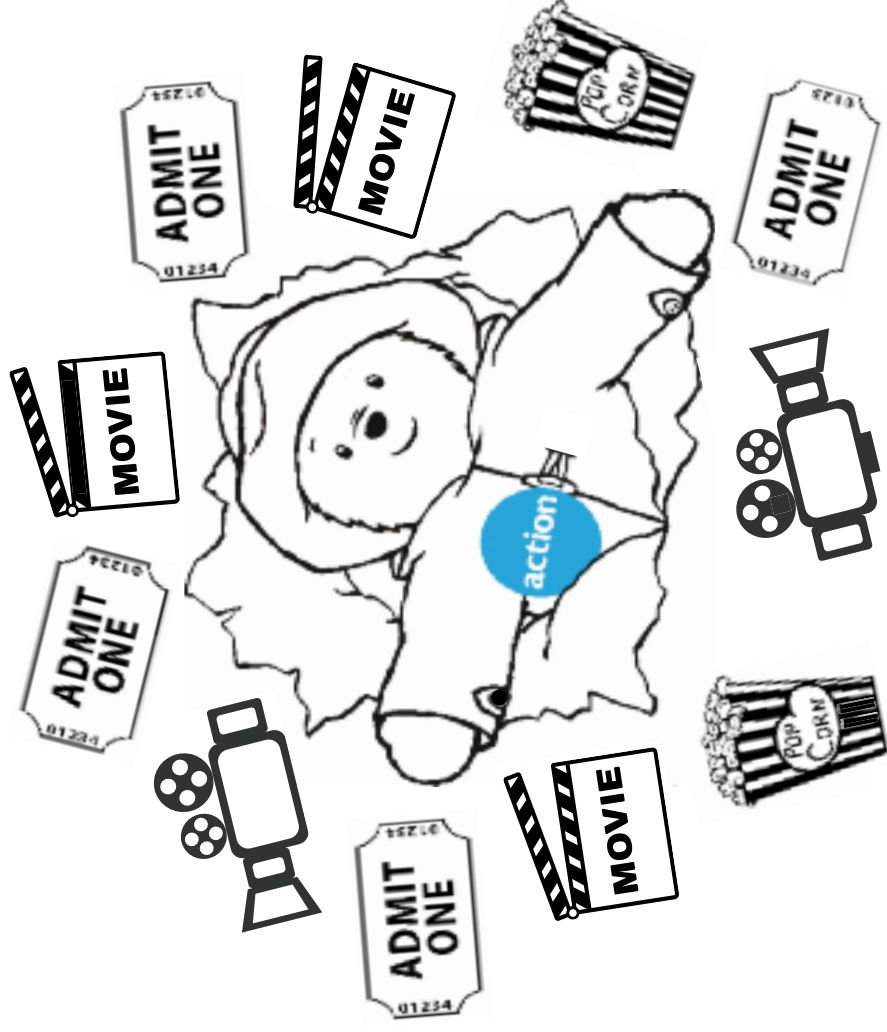
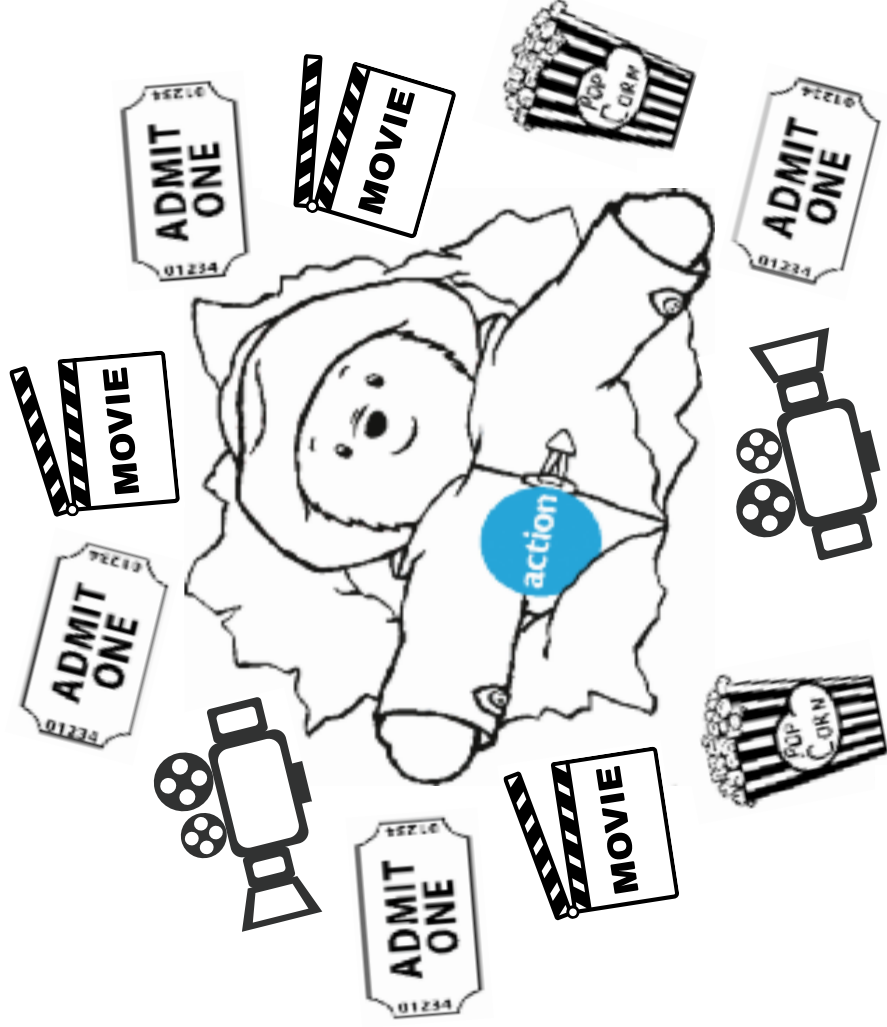
## Make a Paddington™ face mask

- 1 Photocopy the face mask
- 2 Cut out the holes marked
- 3 Decorate it with colour, paint, glitter and crayon
- 4 Thread some elastic through the holes on either side of the mask and tie a knot at the front to fit
- 5 Please send us pictures of the children wearing their masks - [byb@action.org.uk](mailto:byb@action.org.uk) - not forgetting to ask the parents for permission to use the photos






Paddington™ enjoyed his movie night - make it extra special by colouring in and spotting the eight differences.



Paddington needs to find his way from Peru to London - can you help him?



## Make a Paddington™ bookmark

You will need:

Scissors, string, glue, colouring pens/pencils and a grown-up.

- 1 Colour in the picture and write your name along the dotted line
- 2 Then get a grown-up to cut out the shape and make a hole at the pointed ends
- 3 Carefully fold down the middle and glue the two sides together
- 4 Tie some string through the hole and secure
- 5 Then use it to mark your place next time you read a book

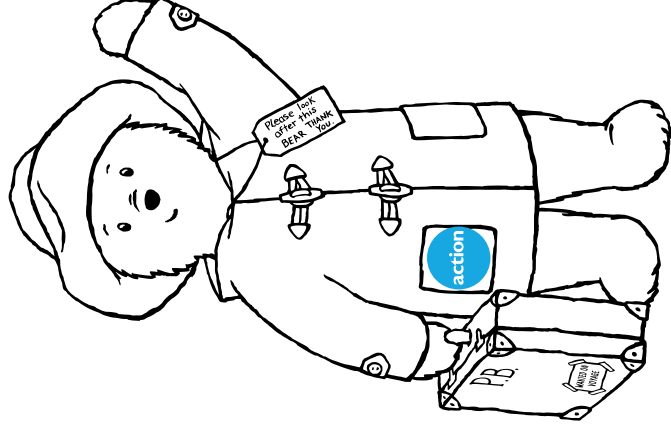
Action Medical Research is a registered charity:  
England and Wales no. 208701; Scotland no. SC039284

PADDINGTON™ and PADDINGTON BEAR™ © Paddington and Company Limited/Studiocanal S.A.  
2015 Paddington Bear™, Paddington™ and PB™ are trademarks of Paddington and Company Limited  
licensed on behalf of Studiocanal S.A. by Copyrights Group [www.paddington.com](http://www.paddington.com)

This book belongs to:

.....

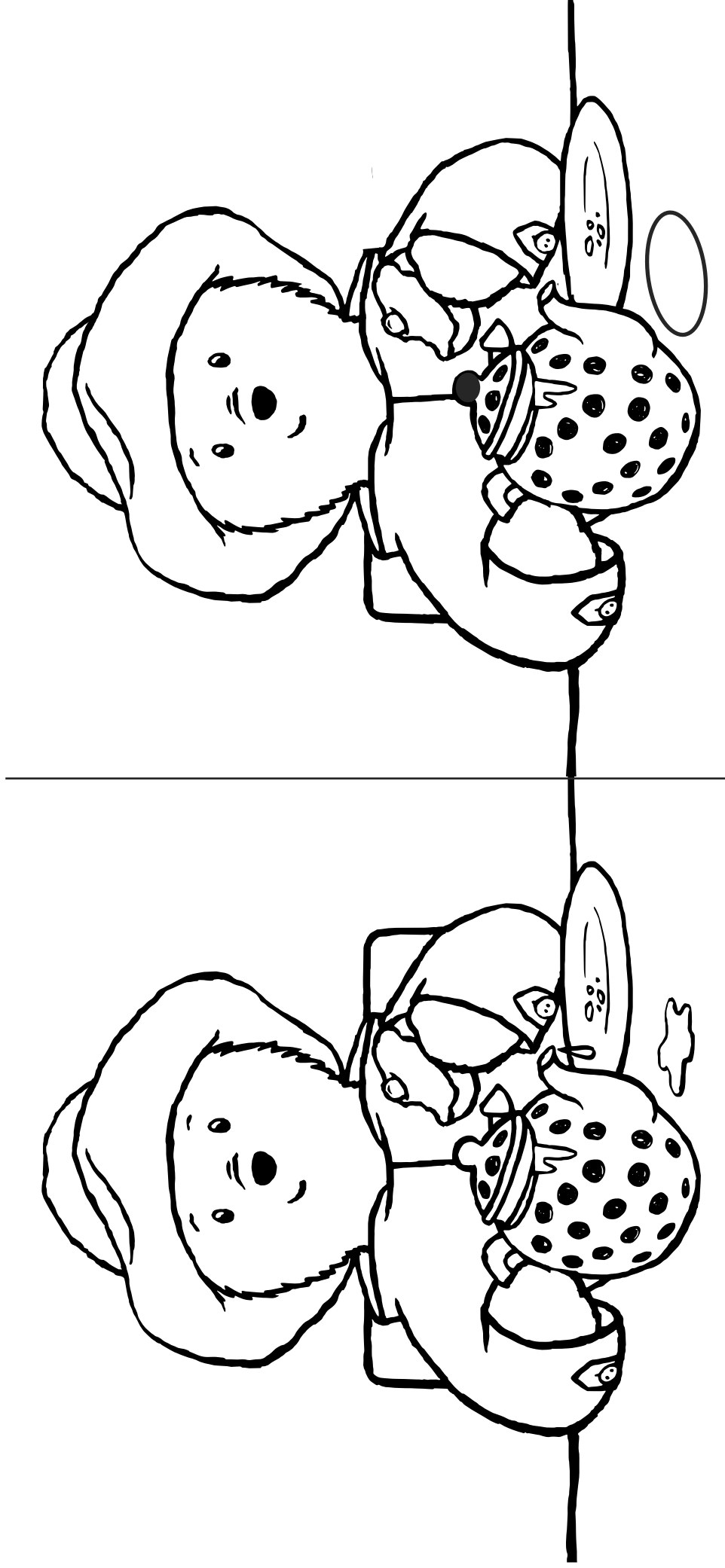
Please look  
after this  
book





# Spot the difference

Can you spot the difference between these two pictures? There are six to find - circle the ones you can





## Word Search

### Words to find:

Paddington™

Marmalade

Peru

London

Mr Brown

Sandwich

Furry

Voyage

Paw

Hat Duffel

coat

